



FastSHAPES®

THICK PLATE DEVELOPMENTS



Ideal for Boilermakers, Draftsmen & Engineers

HIGHLIGHTS:

- INCLUDES COMMON, COMPLEX AND HEAVY CONSTRUCTION SHAPES
- PRODUCTION-READY FLAT PATTERNS
- FULL MANUFACTURING AND WELD DETAILS
- AUTOMATIC & EASY!
- DXF OUTPUT
- MICROSOFT WINDOWS

THE FAST WAY TO PRODUCE PATTERNS READY FOR BURNING

The FastSHAPES® System contains a full suite of programs designed to automatically create flat pattern developments for both common & complex fabricated items.

Shapes can be completed in a fraction of the time manually lofted patterns would allow and importantly, they are fabricated “right first time”.

Simply model the item in 3D (you see the shape appear as data is entered) and produce output for cutting or manual lofting.


FastSHAPES® automatically

produces meaningful data for the forming and joining of parts when appropriate.

The system is sophisticated but uses familiar shop floor terminology making it very

easy to learn with ‘user tips’ and a comprehensive online help system

With shapes covering most thick development needs, FastSHAPES® offers dramatic benefits to any heavy fabrication related business.



FastSHAPES® is for medium to heavy plate manufacturing where the main joining technology is welding.

Nuts and Bolts:

Dynamic Display changes shape as data is entered

Full 3D Viewing inc stereoscopic, Plan, Elevation & Isometric

‘Cutaway’ feature lets you see inside the development

Calculates Bend Lines, Forming Angle, Longitudinal Seam Off-sets and more

Every component of a construction can be viewed independently

Plotted layouts

2D & 3D DXF CAD output of shapes and flat pattern

“RIGHT FIRST TIME”

Take out the guesswork and eliminate the need for calculations!

This computer based system can handle thousands more computations which is reflected in the capacity and accuracy of the system. Particularly when compared to hand lofted pattern developments.

FastSHAPES® produces clean and precise geometry that you can export as a DXF (CAD) file or into your CAM system for editing and/or nesting if desired.

Highly accurate components offer a marked improvement in weld quality and consistency resulting in better fitup.



FastSHAPES® completed this complex hydro-electric component in only minutes ready for burning, with all forming details and even plate edge preparation (PEP).

DESIGNED FOR REALWORLD APPLICATIONS



FastSHAPES® offers the most dramatic savings when working with :

- Large fabricated shapes which require a lot of additional fabrication information (often multi-segmented).
- Complex equation based developments such as gears.
- Predictable multi-component developments.

FastSHAPES® was specifically designed to be able to handle medium and thick plate. The program has been used in real world production solutions since 1989.

Pipe branches, transitions, heavy ducting, anything for Hydro-electric, mining infrastructure or general heavy fabrication are handled superbly.



FastSHAPES® has been used in the development of Naval Frigates and nuclear and conventional submarines

FastSHAPES® has proven to offer substantial time & material savings ranging from mining buckets to wind-farm towers.

These large conical structures are used to support Turbines at a Wind Farm.

DEVELOP A FULL RANGE OF 'PRODUCTION READY' FLAT PATTERNS

Common Blowpipe

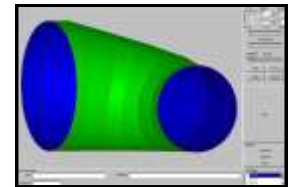
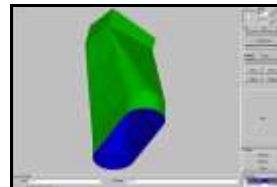
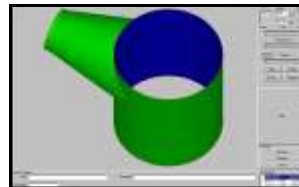
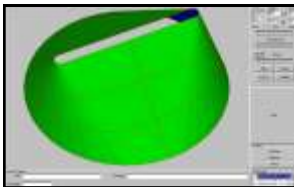
Rectangle to Round, Elbow, Pipe Branch, Lobster, Multi Segment Cone, Oblique Cone, Cone Bifurcate, Plate Branches.

Power Transmission

Chain Sprocket, Universal Sprocket, Rack and Pinion, Involute Gears.

Heavy/Complex Transitions

Tapered & Transforming Lobster-back Bends, Offset & Mitred Transformers, Conical Branches, Conical & Tubular Runs, Simple & Complex Bifurcations.



Note: With over 20 shapes in the library, FastSHAPES® covers most of the shape development needs of fabricators and service centers.

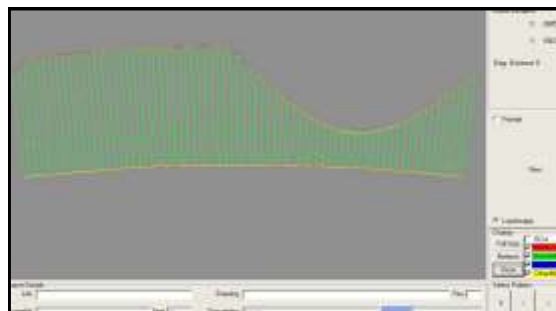
Makes easy work of even complex fabrication jobs.

FULL MANUFACTURING DETAILS TO INTERNATIONAL STANDARDS

FastSHAPES® allows for multi stroke, variable thickness construction with internal, mean or outside data entry.

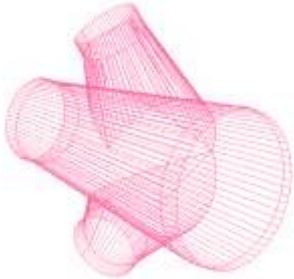
Full fabrication development includes Welds, Full/Partial Penetrations, Fillet, Butt/Groove.

- Green Allowances
- Forming Angle
- Back to Back "Stitch" Cutting
- Marking of bend lines
- Mass of all Parts
- Assembly List
- Longitudinal Seam Offsets



SPEED, ACCURACY & DETAILING BENEFITS ESTIMATION AND PROTOTYPING

FastSHAPES® lets you develop even the most complex parts in minutes, model the item in 3D (if required) and produce a flat pattern with all manufacturing details.



FastSHAPES® can rapidly produce useful estimation for a particular development via a Parts List (Cut Distance, Marking Distance, Mass of Cut Components).



Design Draftsmen and Engineers use FastSHAPES® to prototype designs knowing that they can be easily fabricated from plate.

2D & 3D DXF CAD outputs are very useful to take designs and patterns back into a CAD system for documentation and verification.

Note: FastSHAPES® can be used in conjunction with a CAD system however CAD is not a requirement.

"FastSHAPES® has saved us a ton of money...we now get the job done on time with no outside costs and we know it's done right."

Buddy Adamson,
Chief Estimator
Qualico Steel Inc-Plate Div.

AVAILABLE IN 3 DIFFERENT VERSIONS TO MEET YOUR NEEDS

FastSHAPES® Single

Single shape only. Download.

Purchase shapes as you need them. Install as separate applications.

Multi Plate, Multi Thickness.

Output: 2D & 3D DXF, FastCAM file, Coordinate Table.

FastSHAPES® System

Full Shape Set as listed.

Packaged on CD.

Installs as an integrated set with software CD and security hardware key to allow for portability.

Multi Plate, Multi Thickness

Output: 2D & 3D DXF, FastCAM file, Coordinate Table.

FastSHAPES® / FastCAM® NC Bundle

Combines FastSHAPES® with the FastCAM® System for a complete NC programming and nesting solution with integrated post processors.

Refer to the FastCAM® System brochure for more details.

*Easy and Affordable!
Download and Use in
your Business Today!*

Note: For more details refer the FastSHAPES® Complete Technical Reference..

OFFERING SOLID SERVICE, MAINTENANCE & SUPPORT

All products are backed with 30 days support* covering installation and operation.

Free self-help is available via our web site and pay per incident support is available as and when required at fees standard for such services.

Annual Service Maintenance Agreements are also available.

SMA's give you Priority Support, Upgrades and Member Discount Entitlements.

Contact FastCAM for current pricing.

Training is now available online over the web for a fee.

CAD experience is not required however FastSHAPES® does presume a working knowledge of fabrication techniques.

Contact your local FastCAM Office or reseller for more information.



"FastSHAPES® is by far the easiest and quickest development program I have ever used"

Rick Presseau
INCO Ltd

* Technical support by phone, fax, email. Excludes on-site, installation and O/S support.

FastCAM has been supplying PC-based software for Burning, Shearing and Sawing/Drilling machines for over 25 years. The flagship product FastCAM® offers unique integrated postprocessors, NC verification and NC code nesting that still sets it apart from other CAM and CAD/CAM systems. The new generation of FastCAM® software is used in many countries, in many languages and in many different environments.

Today the product line has been expanded to include dozens of trademarked products offering a wide range of solutions for metal fabrication and Service Center operation. FastCAM has OEM and Business Partners in North America, South America, China, Australia, New Zealand and Europe (Poland, UK, Czech, Hungary). We welcome all enquiries.

FASTCAM WORLDWIDE OFFICES

FastCAM Inc.—USA

8700 West Bryn Mawr,

Suite 730 South,

Chicago, 60631 3507

Phone: 312 715 1535

www.fastcam.com

FastCAM Pty. Ltd.—Asia Pacific

96 Canterbury Road,

Middle Park, Victoria, 3206,

Australia

Phone: 61 3 9699 9899

Fax: 312 715 1536

FastCAM China

No.34, 377 Chenhui Road,

Zhangjuang Tomson Garden,

Zhangjuang High Tech,

Pudong, Shanghai, 201203

Fax: 61 3 9699 7501

FASTCAM SUPPORTS: BURNY, LYNX, WESTINGHOUSE, ESAB, PICOPATH, CREONICS, HANCOCK, FANUC, C & G, PCS, KOIKE SANSO, TANAKA, MESSER, FAGOR, FARLEY, ANCA, SIEMENS, JHE, HYBRID, MYNUC, ANCA, PDF32 AND MANY OTHERS. THIS IS NOT A COMPLETE LISTING — CONTACT YOUR RESELLER OR FASTCAM DIRECTLY FOR MORE.

ADDING FUNCTIONALITY TO FASTSHAPES®

The following are trademarked products and are separate, complete programs that can be used alone or in conjunction with Fast SHAPES®:

FastCAM® System—Integrated Drawing System and Post Processor with 'One Click' CAD import.

FastTRACK® -Remnant Tracking for Processed Plate.

FastCAM® QE—Complete Optimized Database-driven Quote System for Processing.

FastCAM® MTO—Fast, automatic material take-off specific to steel.

FastFRAME® and FastPIPE™ — Tubular and Pipe Development Programs.

FastBEAM® —Graphic Beamline programming system.

FastCOPY® —Digitize parts to NC.

FastCUT® —Optimize, Cost, Cut List.

FastLINK™ —Fast DNC download from PC to cutting machine.

FontGEN—Fonts into DXF.

Outline—Convert images to DXF.

Textmarker—for marking/identification of processed parts.

COMBINING FASTCAM® WITH OTHER PROGRAMS OFFERS THE MAXIMUM IN PRODUCTIVITY GAINS

SQUARE TO ROUND TRANSITION



Using FastSHAPES®, this square to round transition was completed in less than 30 seconds ready to send to the burning machine. The development even included the line marking and number of degrees for forming every bend! Handles simple and complex shapes. All read directly into 2D and 3D CAD systems.